

**The Director of the United States  
Patent and Trademark Office**

The  
United  
States  
of  
America

*Has received an application for a patent for a new and useful invention. The title and description of the invention are enclosed. The requirements of law have been complied with, and it has been determined that a patent on the invention shall be granted under the law.*

*Therefore, this*

**United States Patent**

*Grants to the person(s) having title to this patent the right to exclude others from making, using, offering for sale, or selling the invention throughout the United States of America or importing the invention into the United States of America, and if the invention is a process, of the right to exclude others from using, offering for sale or selling throughout the United States of America, or importing into the United States of America, products made by that process, for the term set forth in 35 U.S.C. 154(a)(2) or (c)(1), subject to the payment of maintenance fees as provided by 35 U.S.C. 41(b). See the Maintenance Fee Notice on the inside of the cover.*



*Leea Staret Lee*

*Acting Director of the United States Patent and Trademark Office*



US00D688351S

(12) **United States Design Patent**  
**Oren et al.**

(10) **Patent No.:** **US D688,351 S**  
(45) **Date of Patent:** **\*\* Aug. 20, 2013**

(54) **PROPPANT VESSEL**  
(71) Applicants: **John Oren**, Houston, TX (US); **Joshua Oren**, Houston, TX (US)

7,036,662	B2 *	5/2006	Schutz	206/386
7,878,327	B2 *	2/2011	Cassina	206/386
7,897,223	B2 *	3/2011	Schubbach et al.	428/35.7
7,958,995	B2 *	6/2011	Dedmon et al.	206/386

\* cited by examiner

(72) Inventors: **John Oren**, Houston, TX (US); **Joshua Oren**, Houston, TX (US)

*Primary Examiner* — Robin V Webster  
(74) *Attorney, Agent, or Firm* — Egbert Law Offices, PLLC

(\*\*) Term: 14 Years

(57) **CLAIM**

(21) Appl. No.: 29/436,170

The ornamental design for a proppant vessel, as shown and described.

(22) Filed: Nov. 2, 2012

**DESCRIPTION**

(51) **LOC (9) Cl.** ..... 23-01

FIG. 1 is an upper perspective view of the proppant vessel showing our design.

(52) **U.S. Cl.**  
USPC ..... D23/202

FIG. 2 is a front elevation view thereof;

(58) **Field of Classification Search**

FIG. 3 is a rear elevation view thereof;

USPC ..... D23/202-206; 222/185.1; 206/386;  
414/813; 220/581

FIG. 4 is a side elevation view thereof;

See application file for complete search history.

FIG. 5 is an opposite side elevation view thereof;

FIG. 6 is a top plan view thereof; and,

FIG. 7 is a bottom plan view thereof.

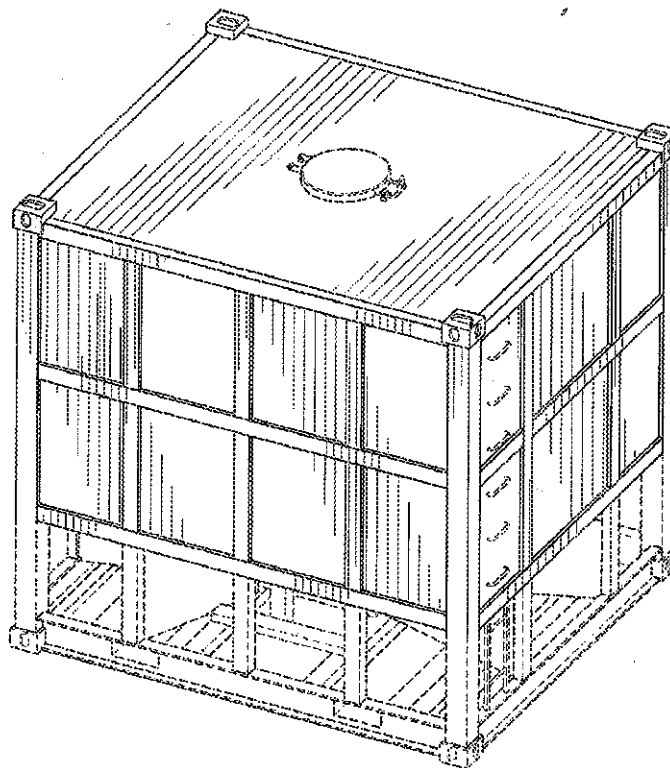
The features presented in broken lines are for environmental purposes only and form no part of the claimed design.

(56) **References Cited**

**U.S. PATENT DOCUMENTS**

D216,511	S *	1/1970	Coleman	D23/202
5,704,477	A *	1/1998	Hermann et al.	206/386

**1 Claim, 2 Drawing Sheets**



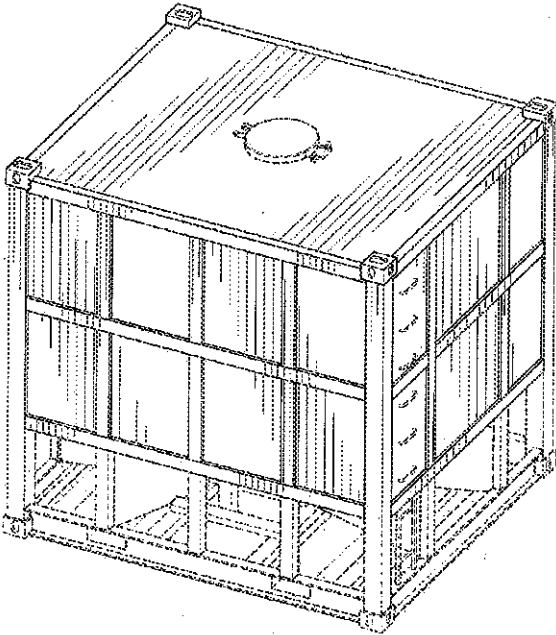


FIG. 1

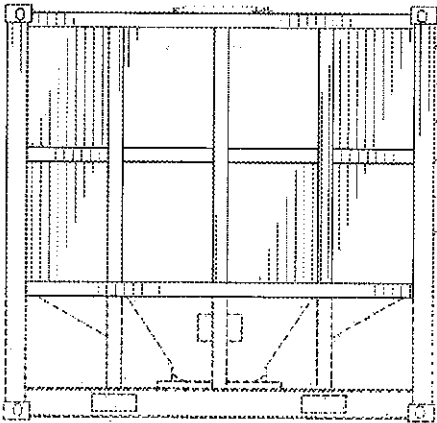


FIG. 2

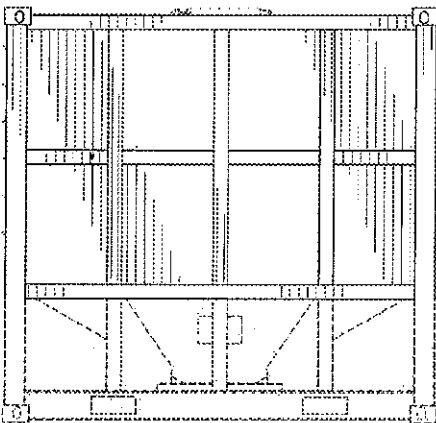


FIG. 3

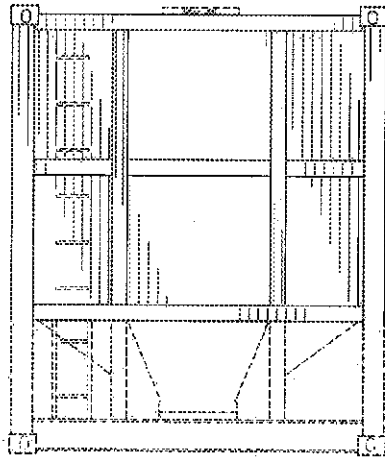


FIG. 4

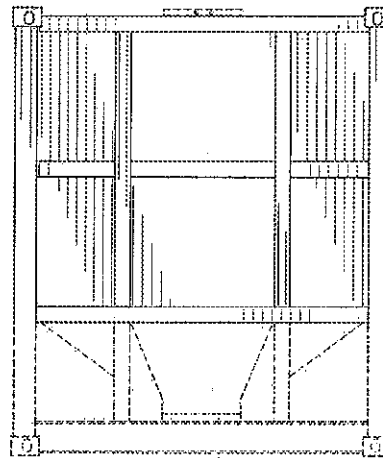


FIG. 5

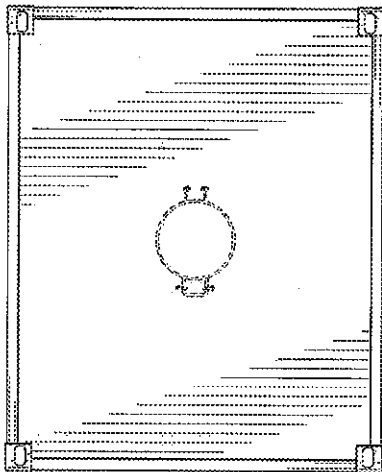


FIG. 6

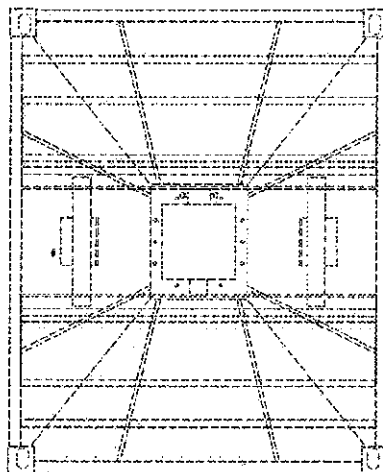


FIG. 7